

# NASSCOM FOUNDATION

BALANCE SHEET AS AT MARCH 31, 2012


PARTICULARS	DETAIL	AMOUNT
<b>SOURCES OF FUNDS</b>		
<b>Corpus Fund</b>		
Opening Balance	31,709,798.49	
Less :- Excess of Expenditure over Income transferred from Income & Expenditure Account	(15,478,481.25)	16,231,317.24 ✓
Sundry creditors & Advances		17,921,175.52 ✓
<b>TOTAL.....Rs.</b>		<b>34,152,492.76</b>
<b>APPLICATION OF FUNDS</b>		
<b>Fixed Assets</b>		
(As per schedule of Fixed Assets attached)		2,014,090.48 ✓
<b>Current Assets</b>		
Cash in Hand	10,301.20	
<b>Balance With Banks</b>		
Balance In Bank Accounts	9,533,274.01	
Bank FDR's	20,000,000.00	29,543,575.21 ✓
Advances Recoverable in Cash or in Kind or for value to be received		2,594,827.07 ✓
<b>TOTAL.....Rs.</b>		<b>34,152,492.76</b>

Place : New Delhi

Date : 07-08-2012

Checked and found correct in accordance with books of accounts produced before us.

for APT ASSOCIATES  
Chartered Accountants  
(Registration No.015248N)

  
Tarun Kumar  
(Partner)  
(Membership No. 89082)

  
(Trustee)

  
(Trustee)

  
(Chief Executive Officer)



# NASSCOM FOUNDATION

INCOME & EXPENDITURE ACCOUNT FOR THE YEAR ENDING MARCH 31, 2012

PARTICULARS	DETAIL	AMOUNT
<b>INCOME</b>		
<u>Project Income</u>		
Donation	8,121,950.59	
Grant Utilizations	8,994,429.10	
Sponsorship	3,254,986.00	20,371,365.69 ✓
<u>Other Income</u>		
Interest Income		1,383,100.85 ✓
<b>TOTAL.....Rs.</b>		<b>21,754,466.54</b>
<b>EXPENDITURE</b>		
<u>Personnel Expenses</u>		
Salaries & Stipends	11,758,078.00	
Staff Benefits	723,478.00	12,481,556.00 ✓
<u>Operational Expenses</u>		
Communication Expenses	529,412.83	
Consultancy Expenses	10,877,071.00	
Establishment Expenses	1,245,402.99	
Information & Dissemination	5,912,209.94	
Travel Expenses	2,642,145.17	
Workshop & Seminars	1,518,802.00	22,725,043.93 ✓
<u>Other Expenses</u>		
Repair & Maintenance	171,920.00	
Rent	1,180,150.00	
Depreciation	674,277.86 ✓	2,026,347.86
<b>TOTAL.....Rs.</b>		<b>37,232,947.79</b>
Excess Of Expenditure over Income transfered to Balance Sheet		<b>(15,478,481.25)</b>

Place : New Delhi

Date : 07-08-2012

Checked and found correct in accordance with books of accounts produced before us.

for APT ASSOCIATES  
Chartered Accountants  
(Registration No.015248N)

  
Tarun Kumar  
(Partner)  
(Membership No. 89082)

  
(Trustee)

  
(Trustee)

  
Ritasemi  
(Chief Executive Officer)



# NASSCOM FOUNDATION

ANNEXURE

## CALCULATION OF DEPRECIATION ON FIXED ASSETS FOR THE YEAR ENDING 31-03-2012


PARTICULARS	RATE OF DEP	W.D.V. AS ON 01-04-2011	ADDITIONS		SALE		TOTAL AS ON 31-03-2012	DEPRECIATION FOR THE YEAR	W.D.V. AS ON 31-03-2012
			BEFORE 30th SEPTEMBER	AFTER 30th SEPTEMBER	BEFORE 30th SEPTEMBER	AFTER 30th SEPTEMBER			
Furniture / Fixture	10%	114,825.56	96,660.00		104,099.00	9,300.00	98,086.56	9,808.66	88,277.90
Computer & Server	60%	765,496.82			192.00	192.00	765,112.82	459,067.69	306,045.13
Office Equipments	15%	470,394.59	49,077.00	23,550.00	129,696.00		413,325.59	60,232.59	353,093.00
Boats	20%	39,845.89	-	-	-		39,845.89	7,969.18	31,876.71
Building (Office)	10%	2,038,066.48			666,069.00		1,371,997.48	137,199.75	1,234,797.74
<b>TOTAL</b>		<b>3,428,629.34</b>	<b>145,737.00</b>	<b>23,550.00</b>	<b>900,056.00</b>	<b>9,492.00</b>	<b>2,688,368.34</b>	<b>674,277.86</b>	<b>2,014,090.48</b>


Place : New Delhi

Date : 07-08-2012

Checked and found correct in accordance with books of accounts produced before us.

for APT ASSOCIATES  
Chartered Accountants  
(Registration No.015248N)

  
Tarun Kumar 7/8/2012  
(Partner)  
(Membership No. 89082)

  
(Trustee)

  
(Trustee)

  
(Chief Executive Officer)